

# INDIVIDUAL SPECIFICATION SHEET

**Product Name:** 1206 Slow Blow SMD Fuses

**Part Number:** :F12T Series

**Revision:** A



**Dongguan TLC Electronic Technology Co., LTD**

No.18,5th GaoLi Road,TangXia Town,DongGuan,GuangDong,P.R China 523710

TEL: 86-0769-3892 0511

FAX: 86-0769-8793 2077

Http: [www.tlcet.com.cn](http://www.tlcet.com.cn)

Rev.	Effective Date	Changed Contents
A	2020-8-11	New Release

The individual specification sheet are the property of Dongguan TLC electronic technology Co.,Ltd and shall not be copied or used as commercial purposes without permission.

PREPEARED BY

APPROVED BY




## Description

F12T Series are the fuses set the industry standard for performance, reliability and quality. The solder-free design provides excellent on-off and temperature cycling characteristics during use and also makes our SMD fuses more heat and shock tolerant than typical subminiature fuses.



Rated Current	Electrical Characteristics					
	1.0In	2.0In	2.5In	3.0In	3.5In	10.0In
0.63A~3A	4 hour min.	1sec – 60sec	5 sec max.	0.1sec – 3sec	-	0.2ms – 20ms
3.5~5A	4 hour min.	-	5 sec max.	0.1sec – 3sec	-	0.2ms – 20ms
6A~30A	4 hour min.	-	-	-	5 sec max.	0.2ms – 10ms

## Features

- High inrush current withstanding capability
- AEC-Q200 Automotive Grade Certified
- Compatible with reflow and wave solder
- Ceramic and glass construction
- Excellent environmental integrity
- One time positive disconnect
- Lead Free and Halogen free material

## Specifications

Specification								
Part No.	Rated		Rated Current (A)	Breaking Capacity (A) <sup>1</sup>	Typical Cold Resistance (mOhms) <sup>2</sup>	Typical Voltage Drop (mV)	Typical Pre-Arcing I <sup>2</sup> t (A <sup>2</sup> Sec) <sup>3</sup>	Alpha Mark
	Voltage							
	DC							
F12T0.63	72V	63V	0.63	50A	1080	950	0.009	B
F12T0.75			0.75	50A	850	900	0.01	0.75
F12T1			1	50A	480	510	0.11	H
F12T1.25			1.25	50A	330	500	0.15	H
F12T1.5			1.5	50A	230	367	0.17	K
F12T1.75			1.75	50A	180	450	0.20	E
F12T2			2	50A	135	316	0.41	N
F12T2.5			2.5	50A	75	240	0.68	O
F12T3			3	50A	47	187	1.5	P
F12T3.5			3.5	50A	38	180	2	R
F12T4			4	50A	34	173	2.5	S
F12T4.5	32V	24V	4.5	50A@32Vdc 300A@24Vdc	29	164	2.65	X

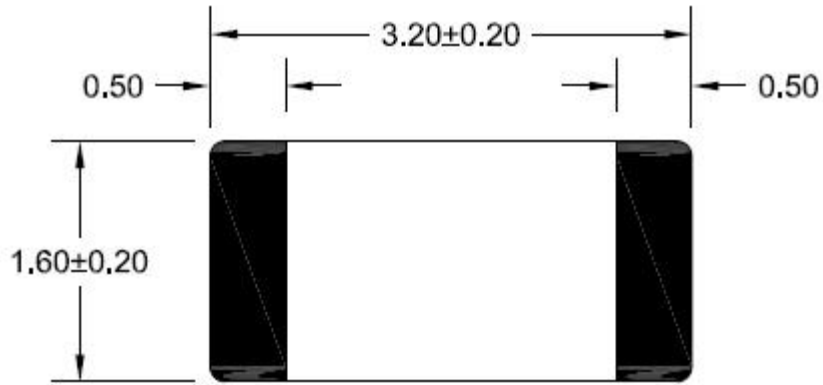
F12T5			5	50A@32Vdc 300A@24Vdc	24	145	4	T
F12T6			6	50A@32Vdc 300A@24Vdc	16	140	12	F
F12T7			7	50A@32Vdc 300A@24Vdc	12.3	130	14	7
F12T8	32V	24V	8	300A@24Vdc 150A@32Vdc	8.3	123	16	M
F12T10			10	300A@24Vdc 150A@32Vdc	6.5	110	22	U
F12T12			12	300A@24Vdc 150A@32Vdc	5	85	11.5	W
F12T15			15	300A@24Vdc 150A@32Vdc	3.7	78	16.5	Y
F12T20			20	300A@24Vdc 150A@32Vdc	3.4	80	50	Q
F12T25			25	300A@24Vdc 150A@32Vdc	1.6	90	60	L
F12T30			30	300A@24Vdc 150A@32Vdc	1.3	90	100	Z

1. DC Interrupting Rating (Measured at rated voltage, time constant of less than 50 microseconds, battery source)
  2. DC Cold Resistance are measured at <10% of rated current in ambient temperature of 25°C
  3. Typical Pre-arcing  $I^2t$  are measured at 10In Current  
Choice fuse for surge application (USB charger etc.), make sure the  $I^2t$  of fuse is 4 times than surge.
  4. F12T12&15A are higher  $I^2t$  version than F12T12&15.
- Specifications are subject to change without notice. Application testing is strongly recommended.

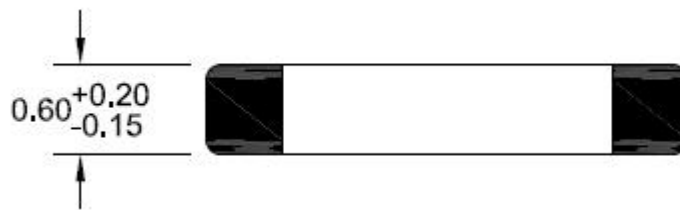
**Dimension**

Drawing not to scale (Unit: mm)

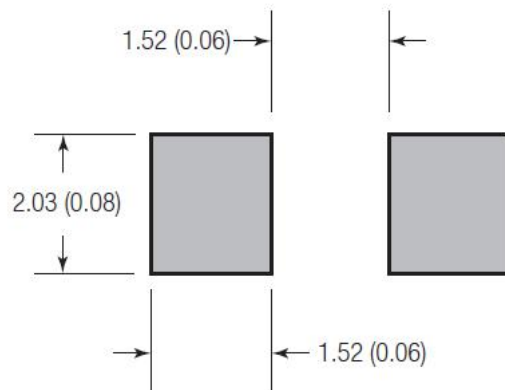
Top view



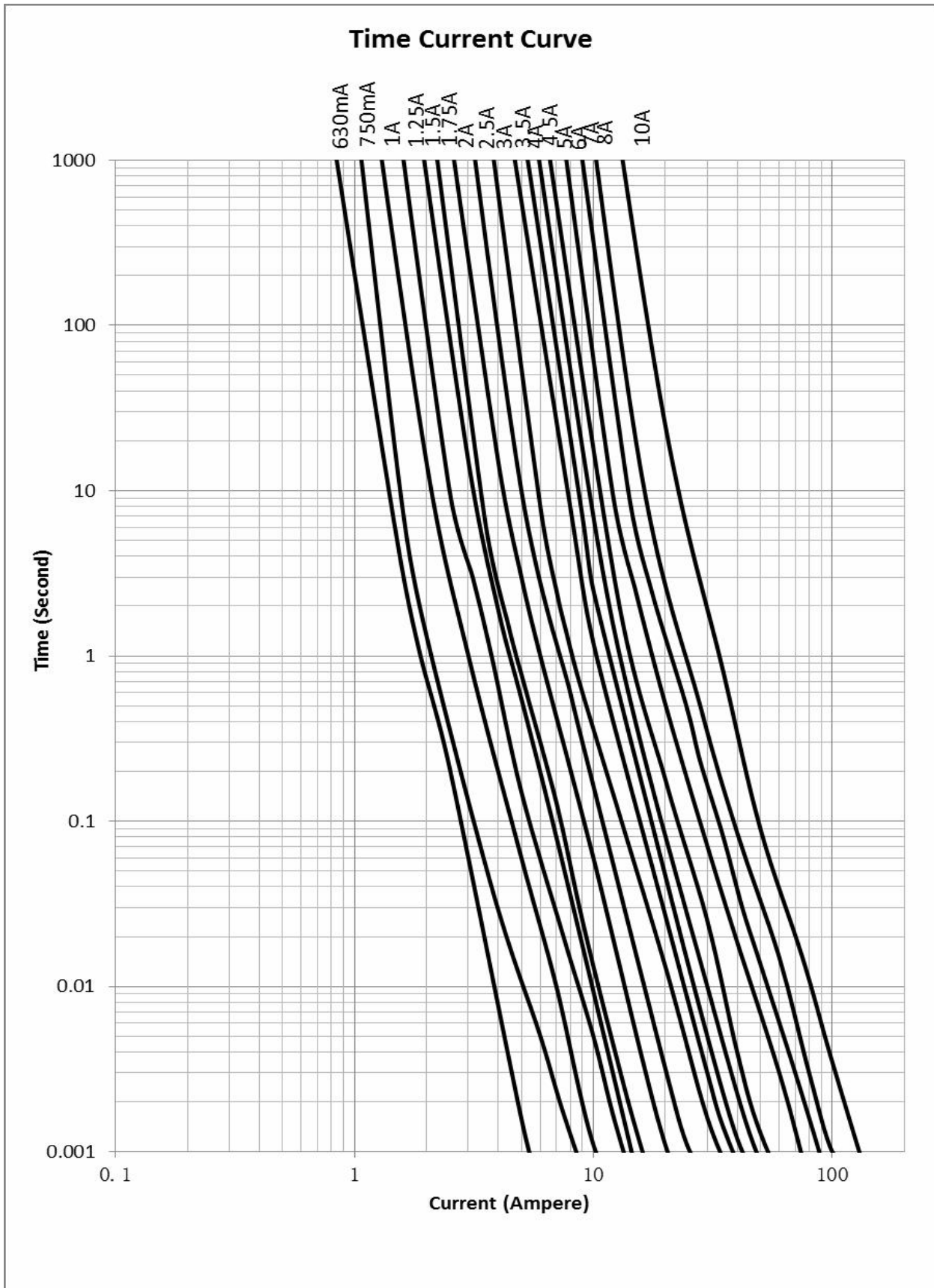
Side view



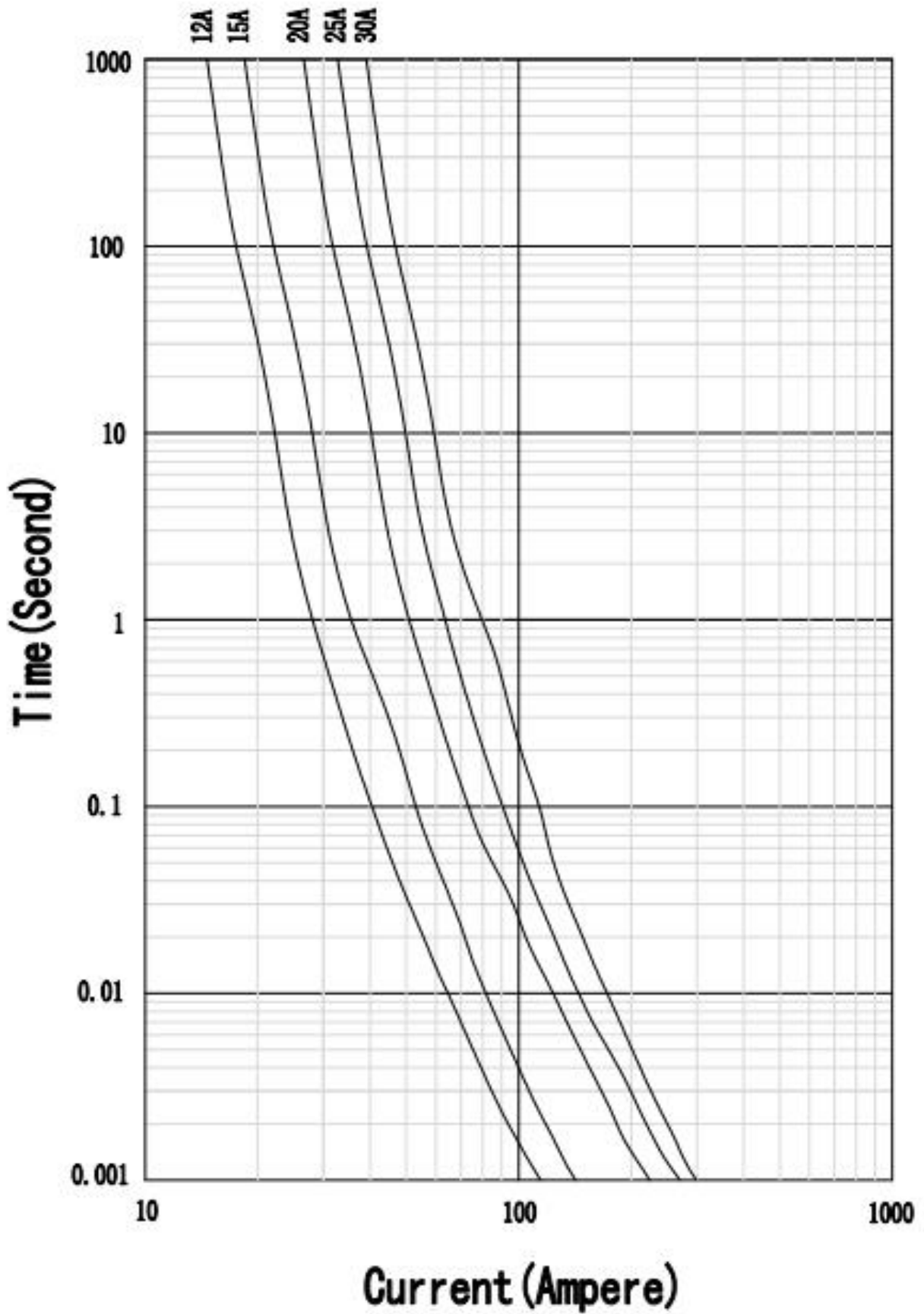
**Recommended land pattern**



Unit: mm(inch)

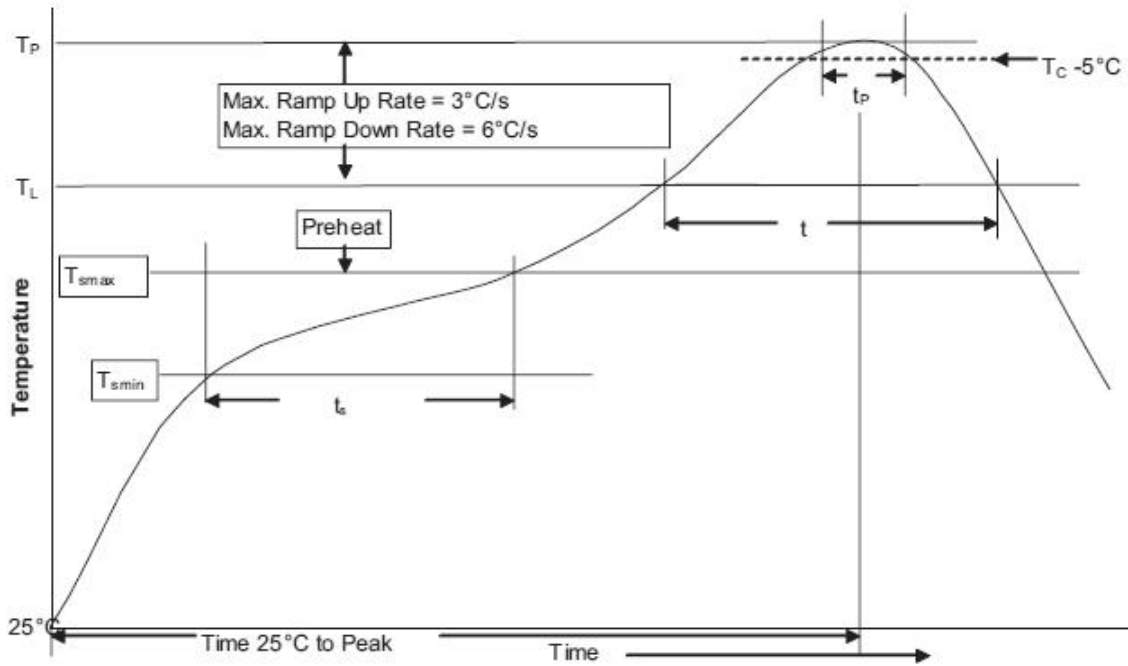


# Time Current Curve



**Soldering method**

- Wave solder
  - Reservoir temperature: 260°C
  - Time in reservoir: 10 seconds maximum
- Infrared reflow
  - Temperature: 260°C
  - Time: 30 seconds maximum

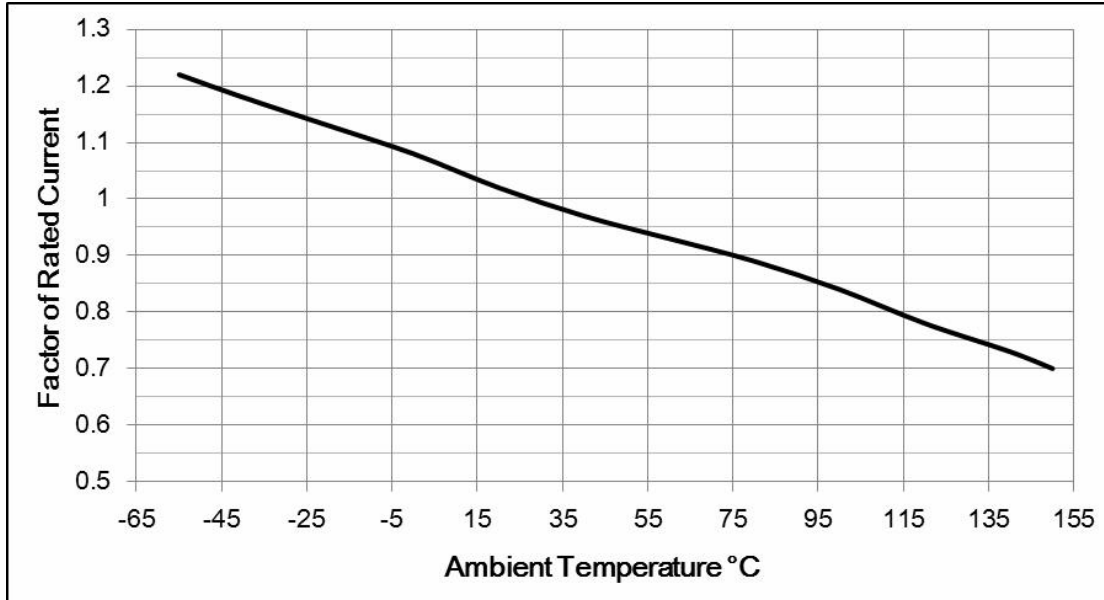
**Solder reflow profile**


Profile Feature		Lead(Pb) free solder
Preheat and soak	• Temperature min.( $T_{smin}$ )	150°C
	• Temperature max. ( $T_{smax}$ )	200°C
	• Time ( $T_{smin}$ to $T_{smax}$ ) ( $t_s$ )	60 - 120 Seconds
Average ramp up rate $T_{smax}$ to $T_P$		3°C / Second Max.
Liquidous temperature ( $T_L$ )		217°C
Time at liquidous ( $t_L$ )		60 - 150 Seconds
Peak package body temperature ( $T_P$ )		260°C
Time ( $t_p$ ) within 5°C of the specified classification temperature ( $T_C$ )		30 Seconds
Average ramp-down rate ( $T_P$ to $T_{smax}$ )		6°C / Second Max.
Time (25°C to Peak Temperature)		8 Minutes Max.

**Temperature Derating Curve**

Normal ambient temperature: 23+/-3°C

Operating temperature: -55 ~ 125°C, with proper correction factor applied



**Package**

3000 fuses on 8mm tape-and-reel on a 7 inch (178mm) reel per EIA Standard 481.

--- End of Document ---