

INDIVIDUAL SPECIFICATION SHEET

Product Name: 表面贴装保险丝

\Part Number: TE Series

Revision: A



Dongguan TLC Electronic Technology Co., LTD

No.18,5th GaoLi Road,TangXia Town,DongGuan,GuangDong,P.R China 523710

TEL: 86-0769-3892 0511

FAX: 86-0769-8793 2077

Http: www.tlcet.com.cn

Rev.	Effective Date	Changed Contents
A	2020-6-16	New release

The individual specification sheet are the property of Dongguan TLC electronic technology Co.,Ltd and shall not be copied or used as commercial purposes without permission.

PREPARED BY

杨娟

APPROVED BY

杨娟

1. 产品特性及应用范围 / Description, Features and Applications

随着《国家集成电路产业发展推进纲要》的发布，集成电路产业投资基金，行业俗称“大基金”的大力扶持，近年来中国在云计算、物联网、大数据、智能电网、智能交通、新能源汽车、工业控制等行业迅猛发展，高端集成电路从设计、研发、制造全产业链产品的核心技术实现完全自主掌握成为发展的必然趋势，TLC TE系列应运而生，专为领先的云计算服务器、通信基站电源、区块链伺服器/控制器、新能源汽车动力电池管理系统而设计，为高端集成电路初、次级电路板保驾护航。

Descriptions:

The TLC TE series fast-acting square Surface Mount fuses are designed for high-end cloud computing servers, telecom base station power supplies, blockchain servers, and new energy vehicle battery management systems, RoHS compliant, Halogen Free and lead(Pb) exempts of the requirements of RoHS Directive(2002/95/EC), with U.S. (UL/CSA) safety agency approvals. Provide board level primary and secondary circuit protection in a wide variety of applications. With excellent inrush current withstanding capability, excellent reliability for thermal and mechanic shock, also have a high reliability and stable solder ability, end caps are available in gold/silver plated.

Features:

- Fast acting
- High current rating available
- Low temperature de-rating
- Tape and Reel for automatic placement
- Small size(12.5mm*4.2mm)
- Wide operating temperature range(-55°C to 125°C)
- RoHS compliant, Halogen Free
- Conflict free metals

Applications:

- Telecom base station power supplies
- Cloud computing
- Block chain server
- Battery Management System

2. 安规认证标准及编号 / Standards and Agency Approvals

2.1 执行标准：遵循 UL 248-14。Standards: In accordance with UL 248-14.

2.2 认证范围 Certification:

安规标准	认证范围	证书编号
Agency	Ampere Range	Agency File Number
UL	50mA ~ 100A	E467707(JDYX2)
cUL	50mA ~ 100A	E467707(JDYX8)

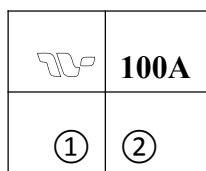
2.3 目录编号 Catalogue No., ● 已认证 Approved / ○ 认证中 Pending


目录编号 Catalog No.	额定电流 Ampere Rating	额定电压 Voltage Rating	分断能力 Breaking Capacity	冷阻值 Nominal Cold Resistance (mΩ)	熔化热能 I ² T Melting Integral (A ² .S)	安规认证 Agency Approvals	
TE1	1A	72-100VDC 125-250Vac	1KA@32VDC 500A@72VDC 300A@100VDC	75	0.87	●	●
TE2	2A			50	3.8	●	●
TE5	5A			18	23	●	●
TE10	10A			8.05	91	●	●
TE15	15A			4.50	203	●	●
TE20	20A			3.30	360	●	●
TE25	25A			2.25	563	●	●
TE30	30A			1.98	810	●	●
TE40	40A			1.20	1360	●	●
TE50	50A			0.99	1949	●	●
TE60	60A			0.79	2887	●	●
TE80	80A			0.55	5270	●	●
TE100	100A			0.33	8080	●	●

- DC Cold Resistance are measured at <10% of rated current in ambient temperature of 25°C;
- Typical Pre-arching I²t are calculated at 10*In Current or 8ms;

3. 产品标示 / Product Marking

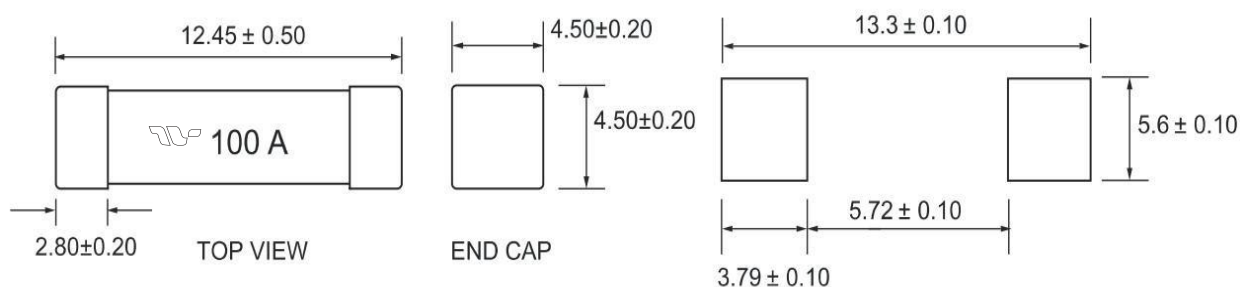
保险丝上需有下列标示 / The fuses shall have the following markings, 示例 Example:



①	标识/LOGO: 
②	额定电流/Rated Current (A): __A 或 or __mA

4. 结构及尺寸 / Dimensions and Structure

单位: 毫米 Unit: mm



5. 材料明细 / Material Details

编号 NO.	零件名称 Part Name	材 质 Material
①	端帽 End caps	黄铜镀金 Au Plated Brass Cap
②	主体 Body	陶瓷管 Non-Transparent Square Ceramic Tube
③	熔丝 Fuse element	合金 Cu-Ag/Tin Alloy wire

6. 产品特性 / Product Characteristics

编号 NO.	项目 Item	内容 Content	参考标准 Reference standards
1	产品标识 Product Marking	Brand, Ampere Rating	REOMAX marking standards
2	工作温度 Operating Temperature	-55°C to 125°C	-55°C to 125°C with proper derating
3	可焊性 Solderability	T=240°C±5°C, t=3sec±0.5sec,	MIL-STD-202, Method 208
4	耐焊接热 Resistance to Soldering Heat	Coverage≥95%	MIL-STD-202, Method 210, Test condition B
5	绝缘阻抗 Insulation Resistance (after Opening)	10 sec at 260°C	MIL-STD-202, Method 302, Test Condition A
6	热冲击 Thermal Shock	10,000 ohms minimum	MIL-STD-202, Method 107, Test Condition B
7	机械冲击 Mechanical Shock	5 cycles, -65°C / +125°C, 15 minutes at each extreme	MIL-STD-202, Method 213, Test I
8	振动试验 Vibration	100G's peak for 6 milliseconds, 3cycles	MIL-STD-202, Method 201
9	耐湿性 Moisture Resistance	0.03" amplitude, 10-55 Hz in 1 min. 2hrs each XYZ=6hrs	MIL-STD-202, Method 106
10	盐雾试验 Salt Spray	10 cycles	MIL-STD-202, Method 101, Test Condition B
		5% salt solution, 48hrs	

7. 电气特性 / Electrical Characteristics

7.1 实验条件 Test Condition: 所有测试环境温度为 25±5°C。

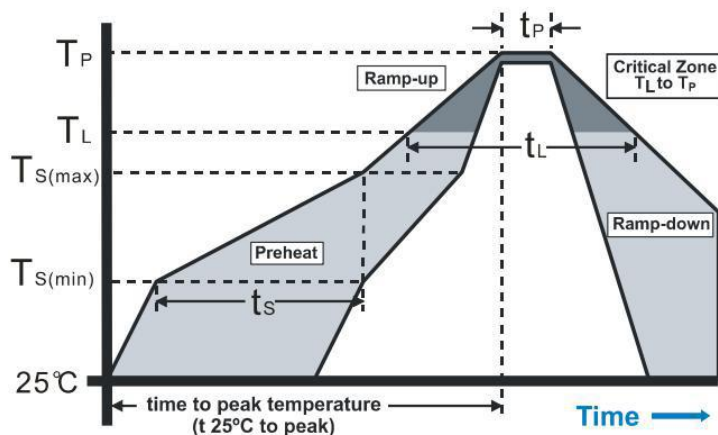
All electrical test is to be conducted with the ambient air at a temperature of 25±5°C.

7.2 熔断时限 / Operating Characteristics

额定电流的% % of Ampere Rating(In)	熔断时间 Blowing Time
100% * In	大于 4 小时(4 hours Min)
200% * In	小于 60 秒 (60 sec Max)

8. 建议焊接参数 / Recommended Soldering Parameters

Reflow Condition	Pb-Free assembly
Average ramp-up rate (Ts(max)to Tp)	5°C /second max.
Temperature Min (Ts(min))	150°C
Preheat Temperature Max (Ts(max))	200°C
Time (Min to Max) (ts)	60-180 seconds
Reflow Temperature (TL)	220°C
Time Max (tL)	60-150 seconds
Peak Temperature(Tp)	260°C max
Time within 5°C of actual peak	20-40 seconds
Temperature (tp)	
Ramp-down Rate	5°C/second max
Time 25°C to peak Temperature (Tp)	8 minutes max
Maximum operating temperature	260°C (Tp<3s)



9. 包装 / Packaging

2000 个每卷/ 2,000 pcs in 13 inches dia. reel, 24mm wide tape, EIA Standard 481

10.其他 / Others

10.1 如果在使用中有超出本规格书的要求，须经双方协商确认。

In the event that an impropriety is found beyond this specification, it shall be fixed by mutual agreement between the parties.

10.2 如果本规格书有不适当的情况，须通过双方协商并由本公司修改。

In the event that an impropriety is found in this specification, shall amend it by mutual agreement between the parties.

附件 I: 安规证书 / Appendix I: Safety approval certificates